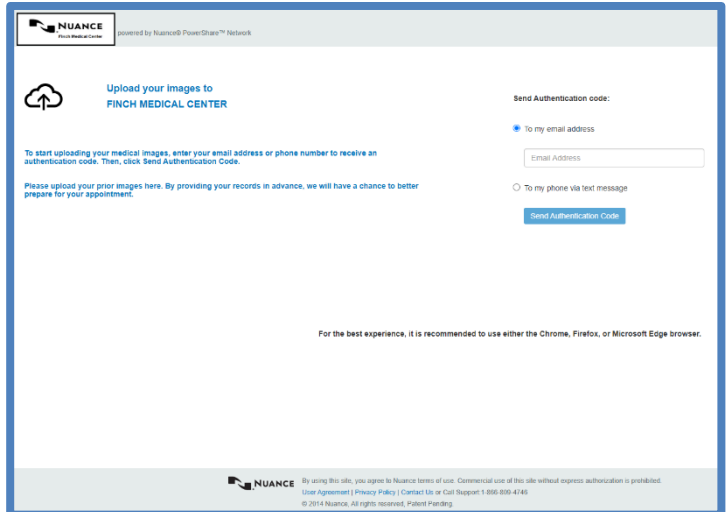

Nuance® PowerShare™ Network

Using the Easy Uploader

For the best experience, it is recommended to use either the Chrome, Firefox, or Microsoft Edge browser.

Navigate to the Easy Uploader using the URL you received from your hospital.

Note: There might be unique instructions provided by your hospital. If so, it will be on the left side of your screen in Blue.



powered by Nuance® PowerShare™ Network

Upload your Images to
FINCH MEDICAL CENTER

To start uploading your medical images, enter your email address or phone number to receive an authentication code. Then, click **Send Authentication Code**.

Please upload your prior images here. By providing your records in advance, we will have a chance to better prepare for your appointment.

Send Authentication code:

To my email address

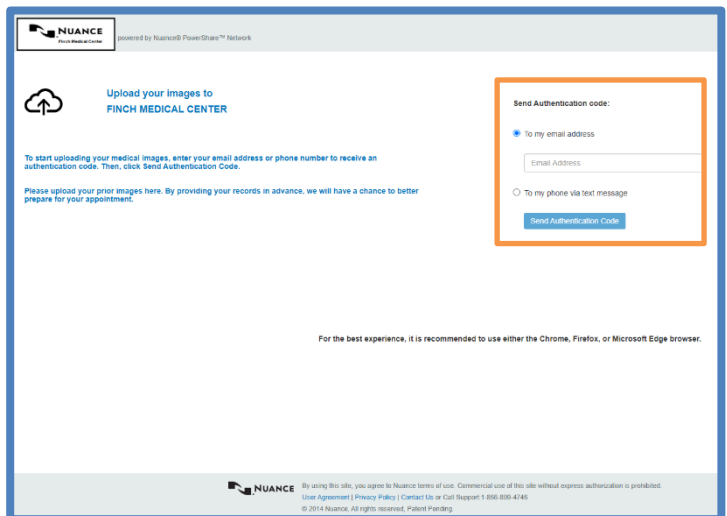
To my phone via text message

Send Authentication Code

For the best experience, it is recommended to use either the Chrome, Firefox, or Microsoft Edge browser.

By using this site, you agree to Nuance terms of use. Commercial use of this site without express authorization is prohibited.
User Agreement | Privacy Policy | Contact Us or Call Support 1.800.808.4148
© 2014 Nuance. All rights reserved. Patent Pending.

Before uploading, you need to request an Authentication Code by providing either your email address or your phone number.



powered by Nuance® PowerShare™ Network

Upload your Images to
FINCH MEDICAL CENTER

To start uploading your medical images, enter your email address or phone number to receive an authentication code. Then, click **Send Authentication Code**.

Please upload your prior images here. By providing your records in advance, we will have a chance to better prepare for your appointment.

Send Authentication code:

To my email address

To my phone via text message

Send Authentication Code

For the best experience, it is recommended to use either the Chrome, Firefox, or Microsoft Edge browser.

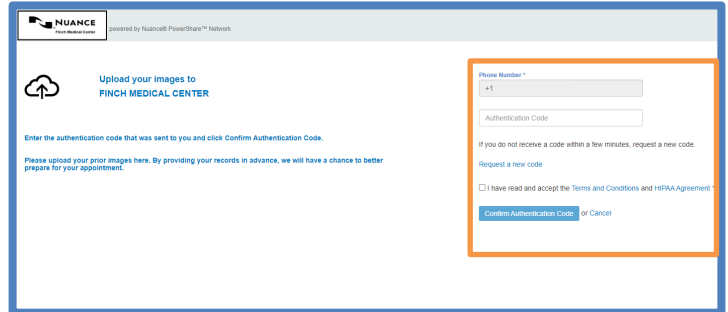
By using this site, you agree to Nuance terms of use. Commercial use of this site without express authorization is prohibited.
User Agreement | Privacy Policy | Contact Us or Call Support 1.800.808.4148
© 2014 Nuance. All rights reserved. Patent Pending.

Once you receive the code, provide the code on the following screen.

Note: Your authentication code expires in 5 minutes.

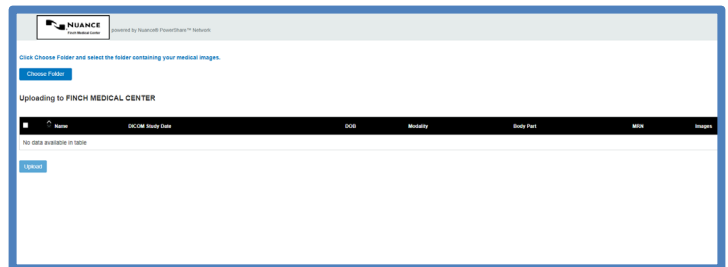
Check the box to agree to the Terms and Conditions and the HIPAA Agreement.

Click Confirm Authentication Code.

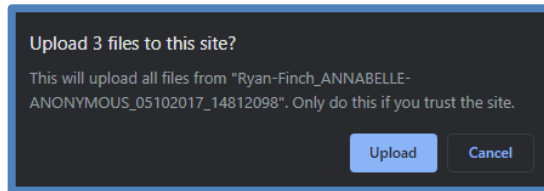


The uploader will open in the same window.

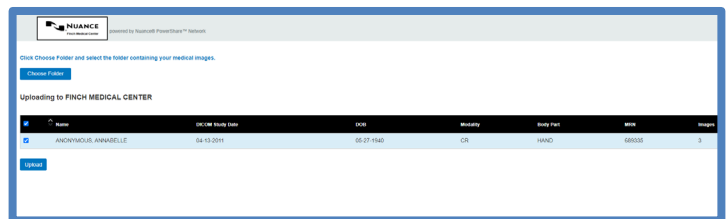
Click the **Choose Folder** button and select the CD or directory containing the files you wish to upload.



Click Upload if applicable.



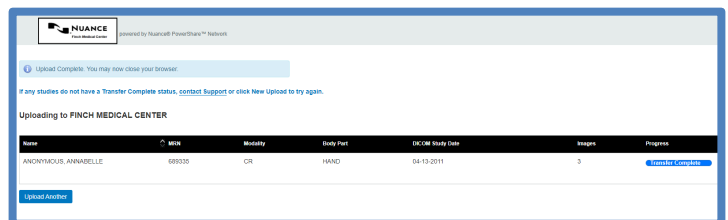
Click the Upload button.



Name	DICOM Study Date	CDM	Modality	Body Part	MIM	Images
ANONYMOUS_ANNABELLE	04-13-2011	06-27-1640	CR	HAND	685035	3

You will receive a Transfer Complete notice in the progress bar.

Note: There might be unique post upload instructions provided by your hospital. If so, it will be on the top left side of your screen in Blue.



Name	MIM	Modality	Body Part	DICOM Study Date	Images	Progress
ANONYMOUS_ANNABELLE	685035	CR	HAND	04-13-2011	3	Transfer Complete

You can now close the screen or click upload another to repeat the upload process.